

## The Steps

Find an eBook on EBSCOhost



Read it in your browser or  
Checkout/Download



Open with Adobe® Digital Editions



Connect eReader to your computer



Drag the eBook to the  
eReader icon in Digital Editions



Download to Apple devices and  
read with the Bluefire app

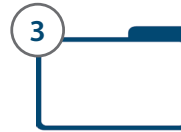
## What You Will Need



A computer with Adobe® Digital Editions software (free) installed



Access to EBSCOhost through your institution



A free, personal My EBSCOhost Folder account to checkout or download titles

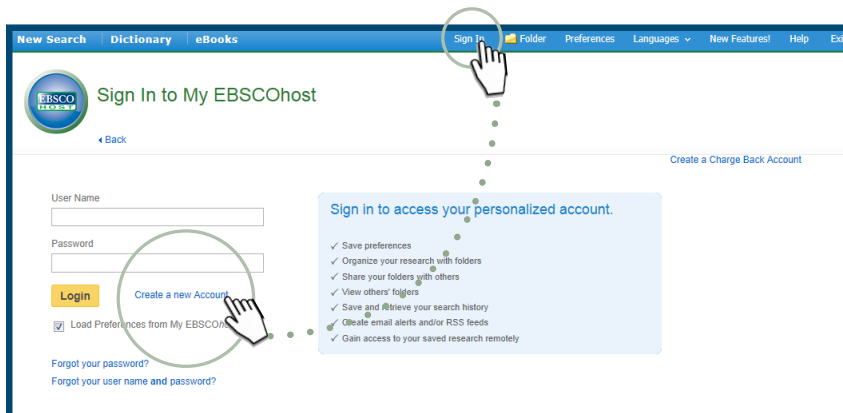


A compatible eReader, Apple device, or PC to read the book on.



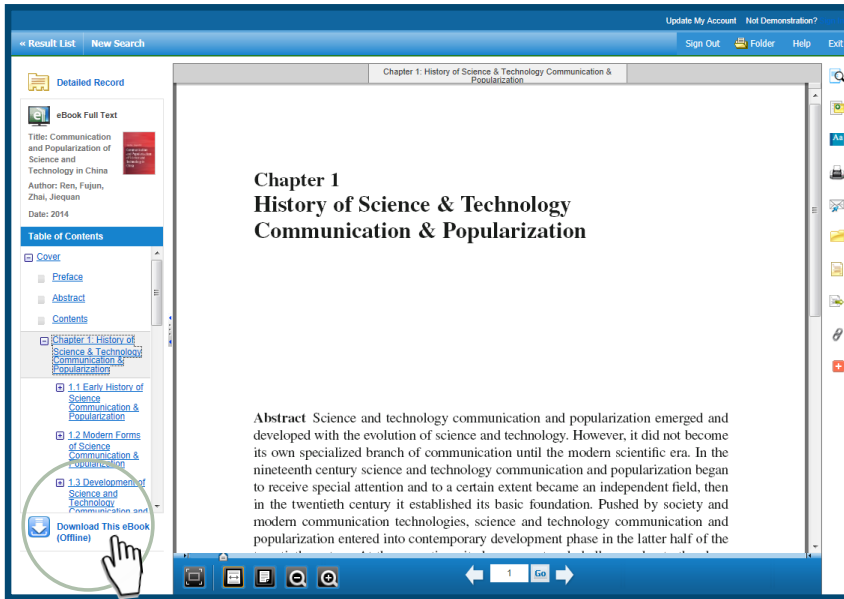
A cord to plug your eReader into the PC (unless you have an Apple device)

## 1 Create a free My EBSCOhost account



1. Log into EBSCOhost and click the "Sign In" link along the top of the page
2. Click "Create a new Account"
3. Enter the relevant information and remember your Username and Password
4. Use your new Username and Password to log in to My EBSCOhost

## 2 Checkout and Download to PC



1. Search EBSCOhost for eBook titles of interest.
2. Select the book that you would like to read by clicking on "Download This eBook (Offline)" in the result list
3. Select a Checkout Period and click "Checkout & Download"
4. When the File Download box opens, select "Open" and the eBook opens in Adobe® Digital Editions.

## 3

### Transfer to eReaders compatible with Adobe® Digital Editions

(Supported devices include Nook, Kobo, or Sony readers.)

1. Connect your eReader to your computer using its own USB cable.
2. Adobe Digital Editions will show your eReader under "Bookshelves" on the left.
3. Click on the title of the eBook you downloaded, and drag and drop it onto the eReader icon.
4. To confirm transfer, click on the eReader icon and look for the title on the device.
5. Eject your eReader by clicking on the icon in the system tray.

### Download to Apple devices

(Supported devices include iPad, iPhone, or iPod touch.)

1. Install the free Bluefire reading app available from iTunes.
2. Using a Wi-Fi or data connection, search for and download the eBook with the Safari browser, and then tap to open in Bluefire.

For more assistance contact  
[support@ebSCO.com](mailto:support@ebSCO.com)  
or visit  
<http://support.ebSCO.com/ebooks>